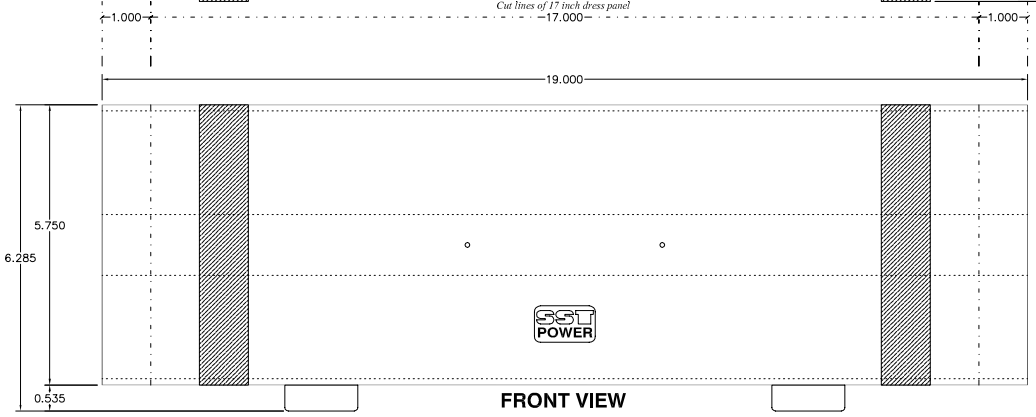


TOP VIEW



FRONT VIEW

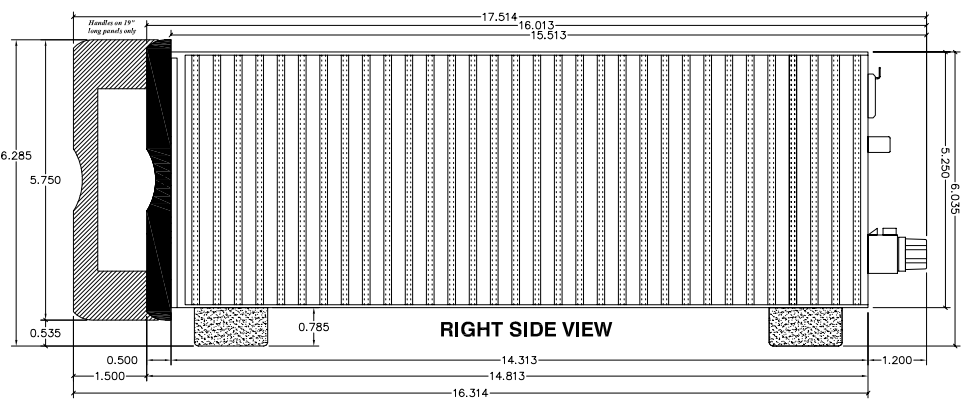
## 4B/7B SST C-Series POWER AMPLIFIERS EXTERIOR DIMENSIONS

FILE: 4B7Bsst-C-Series-EXTERIOR-DIMENSIONS.dwg  
 PART No: -  
 REVISION: 1  
 Rev Desc: 2008-02-20  
 Created: 2003-04-29  
 BY: [Signature]

**BRYSTON** LTD  
 P.O. BOX 2170, 677 NEAL DRIVE, PETERBOROUGH, ONTARIO, CANADA K9J 7Y4  
 PHONE: 705-742-5325 FAX: 705-742-0882 INTERNET: www.bryston.ca

ALL DIMENSIONS IN INCHES

**On 17 inch units the dress panel is 2 inches shorter than the 19" panel (1 inch is removed from either end) and there are no handles.**  
**N.B. Height of rubber feet may vary by  $\pm 0.032$ "**



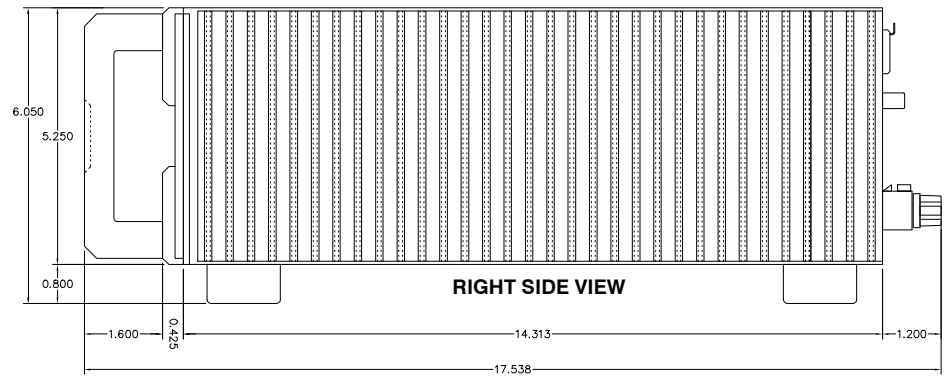
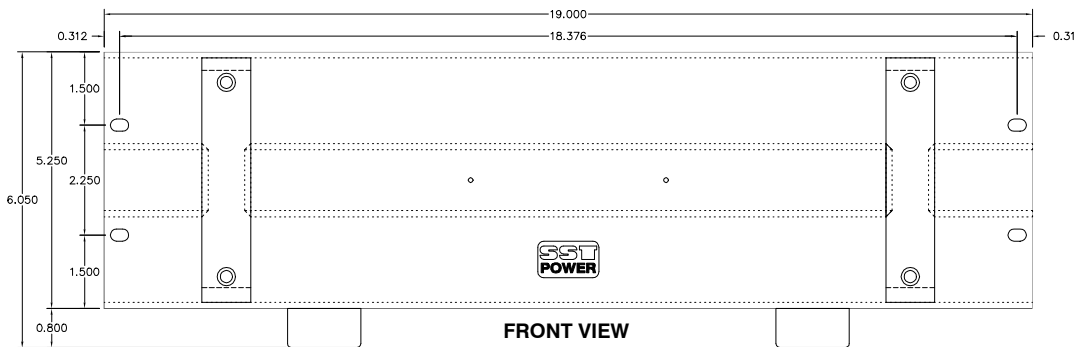
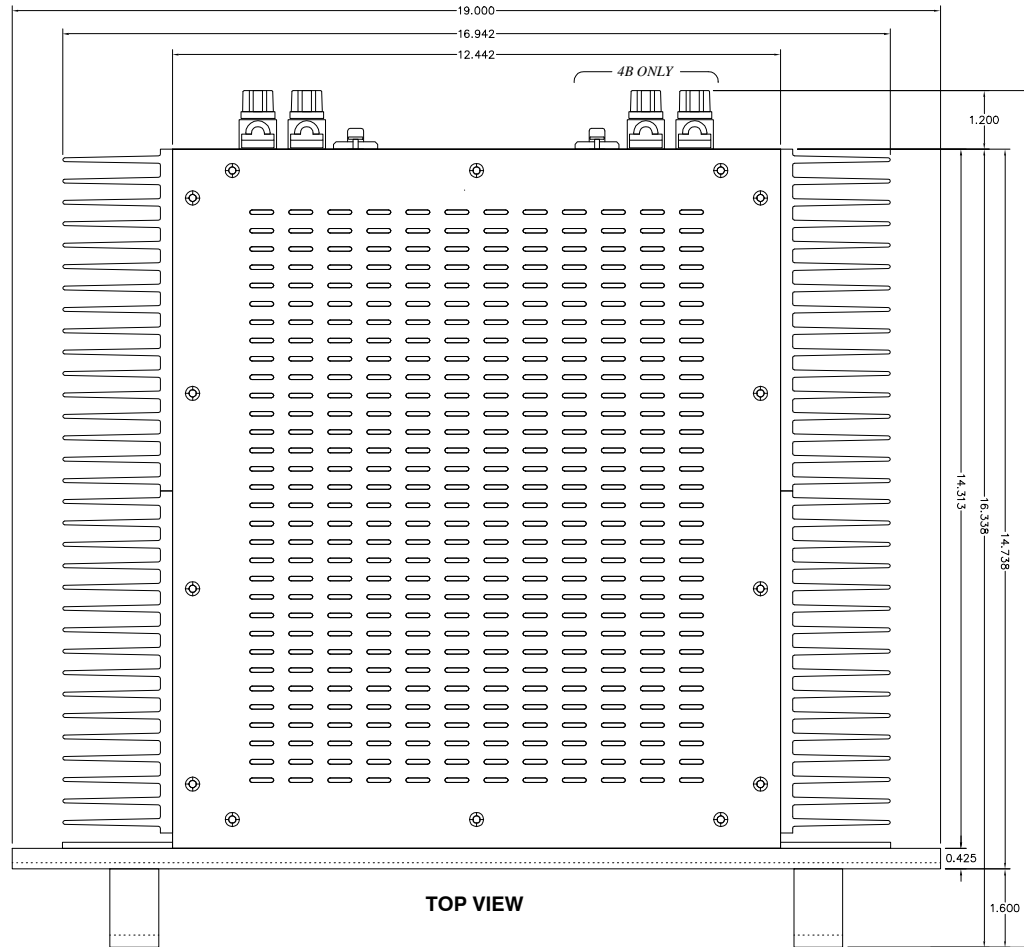
RIGHT SIDE VIEW

# 4B & 7B SST-PRO POWER AMPLIFIERS EXTERIOR DIMENSIONS

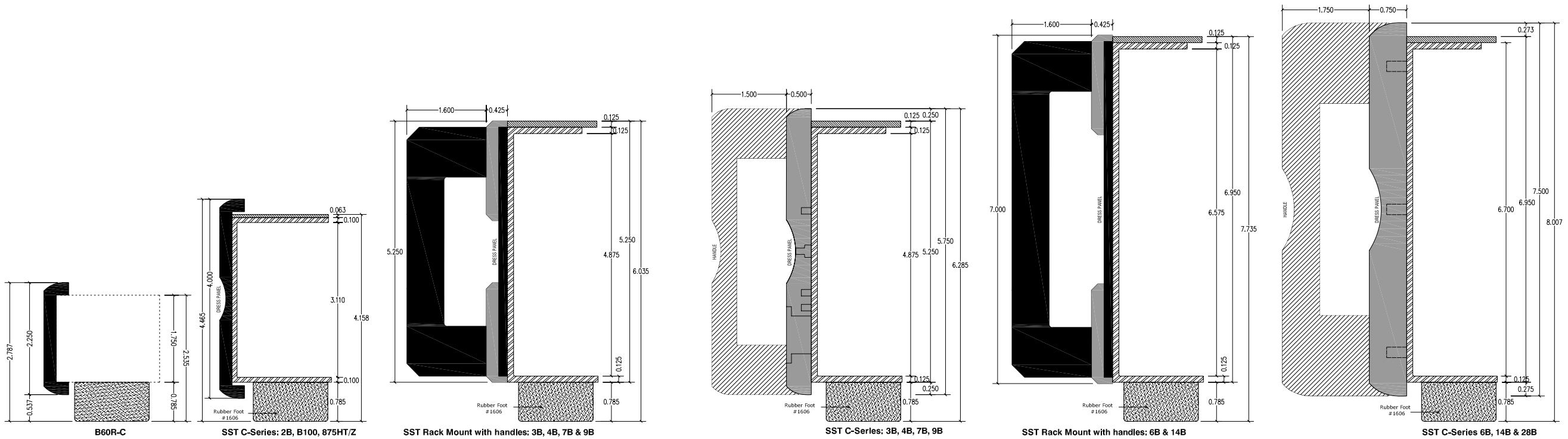
FILE: 4B7Bsst-EXTERIOR-DIMENSIONS.dwg/pdf  
 PART No: 0.1  
 REVISION: 11 JUNE 2003  
 Created: 29 APR 2003  
 BY: 

**BRAYSTON** LTD  
 P.O. BOX 2170, 677 NEAL DRIVE, PETERBOROUGH, ONTARIO, CANADA K9J 7Y4  
 PHONE: 705-742-5325 FAX: 705-742-0882 INTERNET: www.brayston.co

ALL DIMENSIONS IN INCHES



## SST-C SERIES & SST RACK-MOUNT POWER AMPLIFIER VERTICAL DIMENSIONS



Height of rubber feet may vary by ±0.025"  
 SST\_EXTENR\_VERTICAL\_DIMS6B14E\_20090220